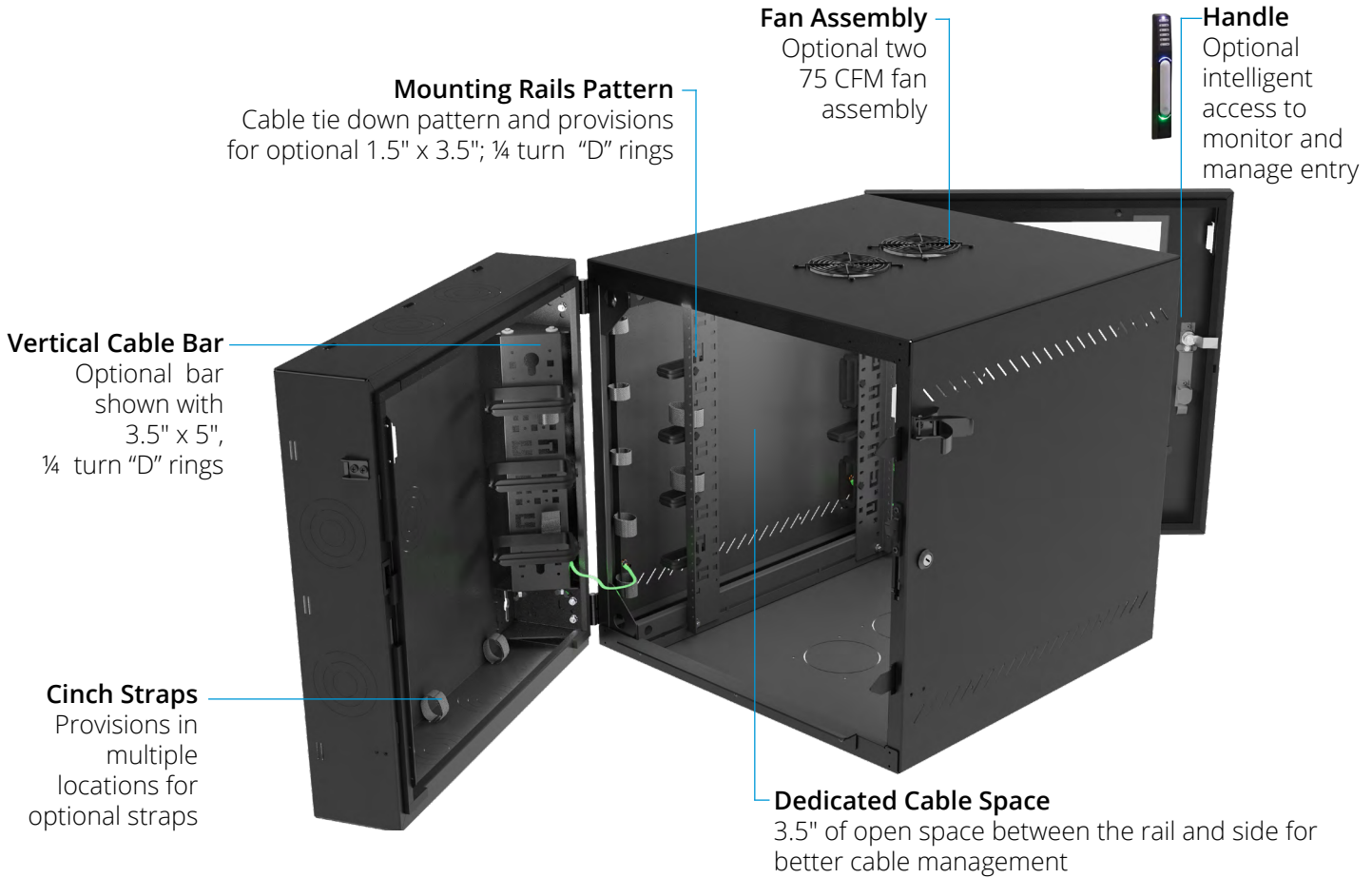


WMCM



SEAL

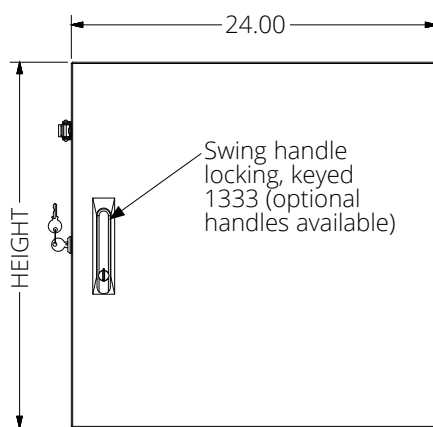
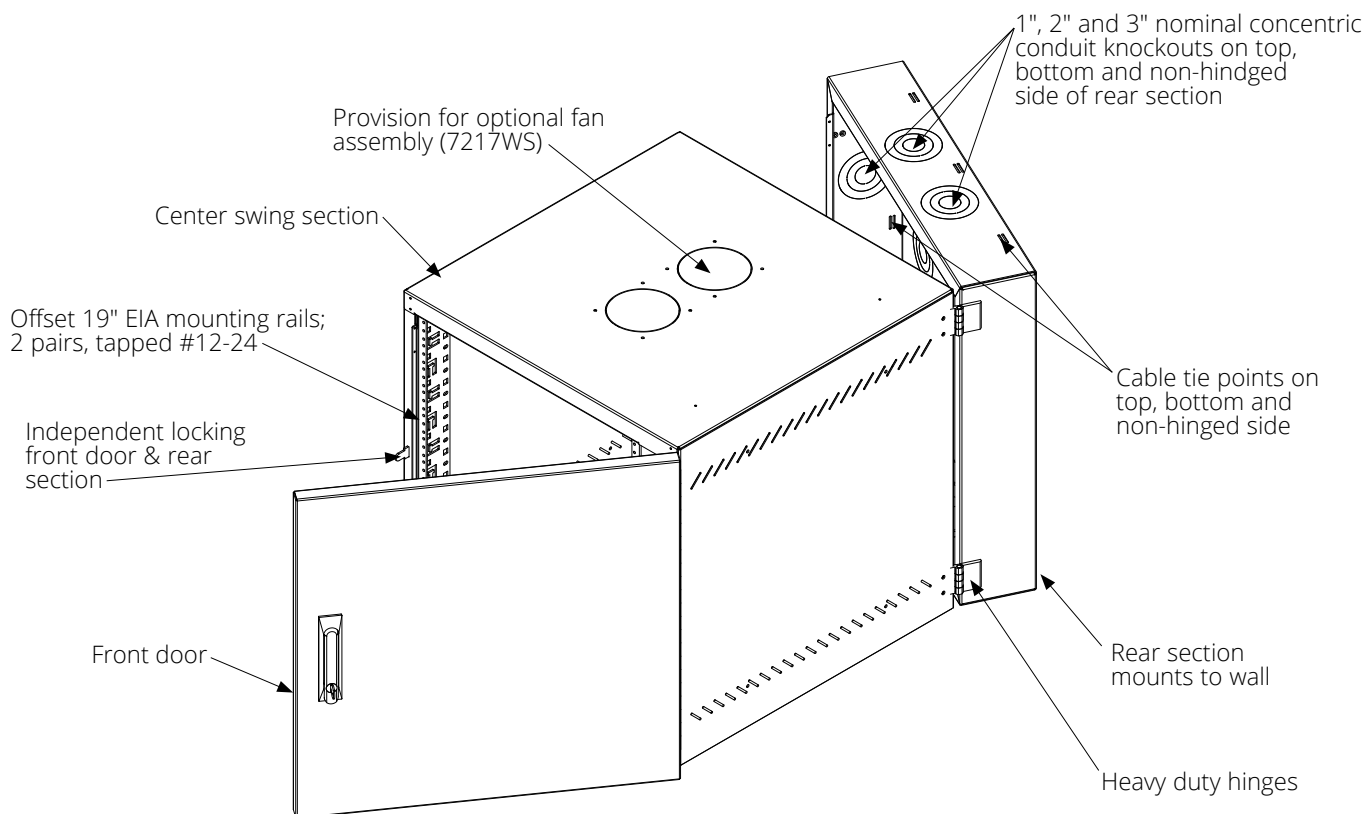
Security Ready. Add intelligent access to create a SEAL® solution!

Height	Door	Color	Handle	Airflow	Cable Management	Example
GLxxWMCM	x-	x-	xx-	xx-	xx	Configured WMCM
24	P (Plexi)	B (Black)	SH (Swing Handle)	AF (Fan Included)	CM (Cable Bar Included)	GLWMCMP-B-SH-AF-CM
36	M (Mesh)	W (White)	SC (SEAL Combo) ¹	00 (None)	00 (None)	
48	S (Solid)		SE (SEAL Electronic) ²			

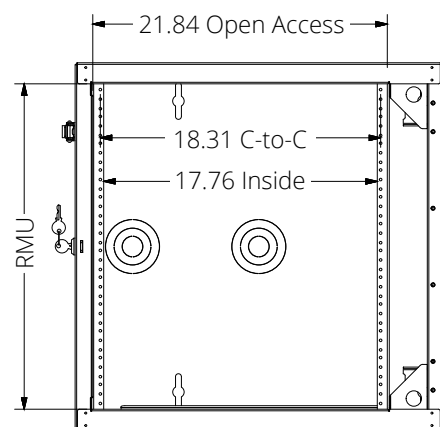
Note: ¹4-Digit Combination Handle; ²Electronic Handle - SEAL-TL3RF

FEATURES

- Two pair of #12-24 tapped mounting rails (depth adjustable)
- Offset mounting rails create dedicated cable management space between the rail and side
- Nominal concentric conduit knockouts on top, bottom, and back of rear section
- 150mm x 25mm Standard door handle cutout
- Reversible mounting for left-hand or right-hand opening
- Standards: UL2416, RoHS II Compliant



FRONT VIEW WITH DOOR



FRONT VIEW WITHOUT DOOR

Specs	RMU	Weight Cap. lbs.
GL24WMCM	12	200
GL36WMCM	19	250
GL48WMCM	25	300

All sizes: 24"W x 31"D; 28" usable depth; 23" max. rail spacing

POPULAR ACCESSORIES

Part No.	Description
CM-04	Horizontal cable organizer with five 3.5" x 5", ¼ turn "D" rings; 2 RMU
CM-05	Horizontal cable organizer with five 1.5" x 3.5", ¼ turn "D" rings; 1 RMU
CM-25	Kit of 10, 1/4 turn "D" rings, 1.5" X 3.5"
CM-26	Kit of 10, 1/4 turn "D" rings, 3.5" X 5"
7219	6 receptacles, 5-15R receptacle, 5-15P plug, 15 amp, 125V power strip for 19" mounting
CBB-19	Copper bus bar for 19" mounting